

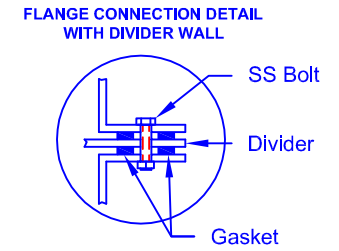
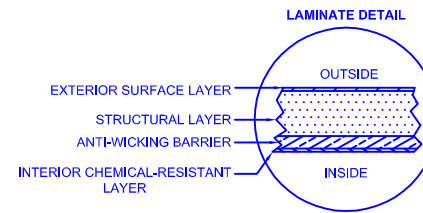
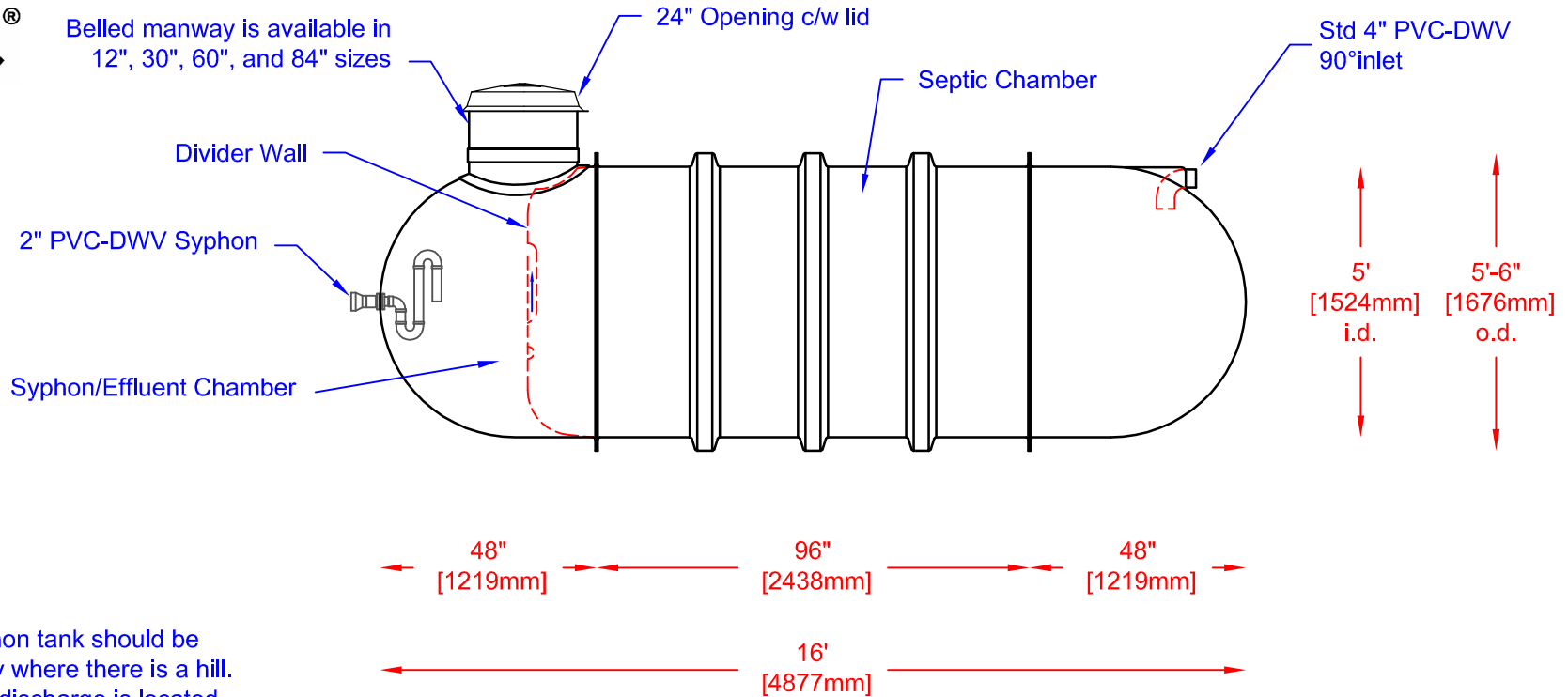


S-1750 UNDERGROUND FIBREGLASS SYPHON SEWAGE TANK

Overall Length: Approx. 4,877 mm (16')
 Overall Weight: Approx. 364 kg (800 lbs)
 Overall Capacity:
 Septic Chamber: Approx. 6,083 L (1340 Imp Gal, 1,608 US Gal)
 Effluent Chamber: Approx. 726 L (160 Imp Gal, 192 US Gal)
 Flush Volume: Approx. 340 L (75 Imp Gal, 90 US Gal)



Belled manway is available in
 12", 30", 60", and 84" sizes



Note: A syphon tank should be installed only where there is a hill. The syphon discharge is located 2' 6" from the bottom of the tank.

Approval: _____
 Date: _____
 REV: JULY 2008