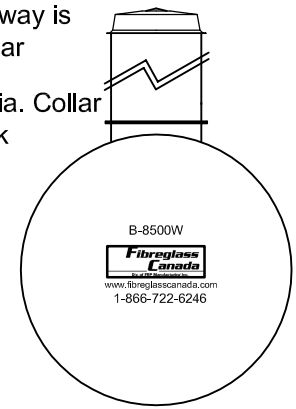
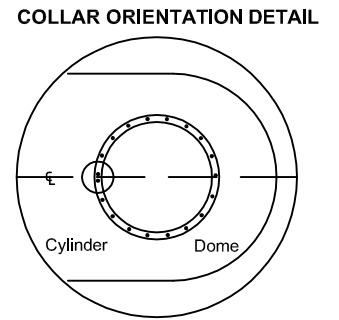
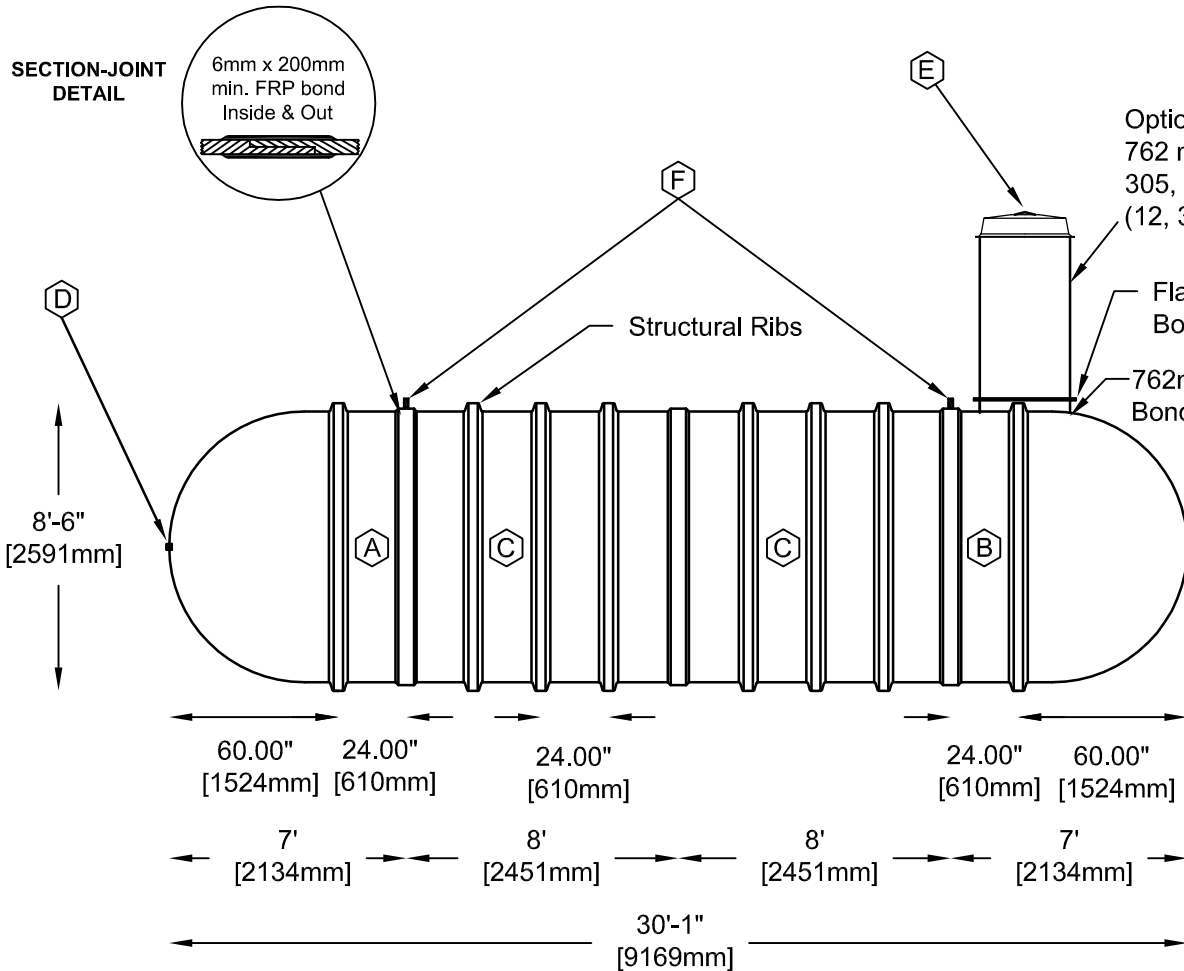


MATERIALS LIST					
ITEM	QTY	DESCRIPTION	ITEM	QTY	DESCRIPTION
A	1	C-DOME-8-1750S	B	1	C-DOME-8-1750S-30COL
C	2	C-CYL-2500-S-W/BELL	D	1	2" FEMALE BLKHD - OUTLET
E	1	C-LID-30IN-STD-W/8" POLY VENTED LID	F	2	STEEL LIFTING LUG

* TANK COMES FULLY ASSEMBLED FROM FACTORY *



Various fittings available including bulkhead fittings, pipe, flanged fittings, vents, etc. at extra cost.

Accessories available such as pump stand, 2nd manway, ladder, lock bar for lid, etc. at extra cost.



B-8500(W) FIBREGLASS WATER CISTERN		DATE: 03-16-2007	DWG SCALE:
Overall Length:	Approx. 9,169mm (30' 1")	BY: MARK SOLLID	REV: 0
Overall Weight:	Approx. 1,500 kg (3,300 lbs)	DATE:	
Overall Capacity:	Approx. 38,641L (8,500 Imp Gal, 10,200 US Gal)	APPROVAL:	



DRINKING WATER NSF/ANSI 61